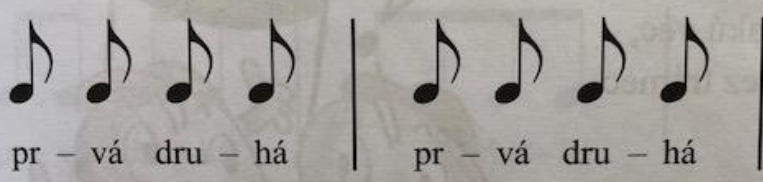


Prípravná hudobná výchova

Téma: Osminové noty a pomlčky

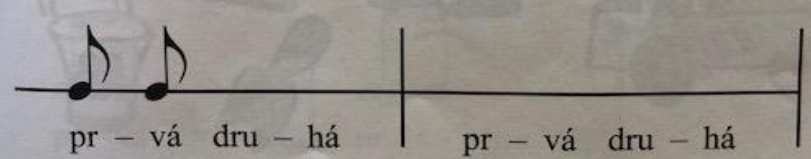
Naučíme sa zapísať osminovú notu jednu, ktorá bude trvať pol doby.
Zapisujeme v pracovnom zošite na str. 67

NOTA OSMINOVÁ trvá POL DOBY.




pr - vá dru - há | pr - vá dru - há

Napiš osminové noty.

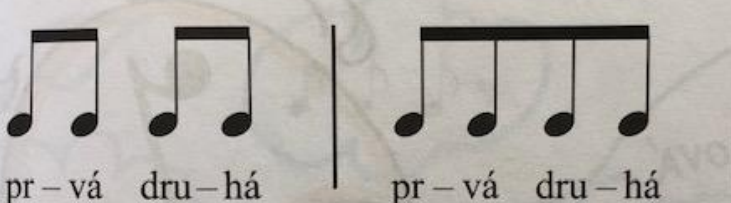


pr - vá dru - há | pr - vá dru - há



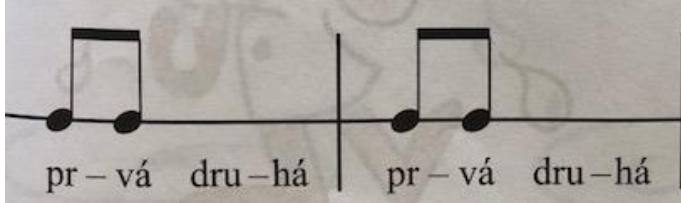
A naučíme sa zapísať 2 noty osminové spolu str. 69

OSMINOVÉ NOTY majú JEDEN TRÁMEC.




pr - vá dru - há | pr - vá dru - há

Napiš osminové noty.




pr - vá dru - há | pr - vá dru - há



Osminové pomlčky tiež trvajú pol doby a zapisujeme ich nasledovne,
(Pomlčky pripomínajú písmeno y) Precvičíme v cvičnom notovom zošite.

OSMINOVÁ POMLČKA

POMLČKA
OSMINOVÁ
TRVA
POL DOBY



pr - vá dru - há

70

The image shows a page from a music workbook. At the top, the title 'OSMINOVÁ POMLČKA' is written. Below it, a speech bubble contains the text 'POMLČKA OSMINOVÁ TRVA POL DOBY'. To the right, a cartoon boy with a red bow in his hair, wearing a white coat and colorful striped pants, holds a yellow umbrella. Raindrops are falling around him. Below the speech bubble, a musical staff shows two eighth notes with stems pointing up, followed by two eighth notes with stems pointing down. Below the staff, the words 'pr - vá dru - há' are written. In the bottom left corner, the number '70' is printed.

Rytmicky precvičíme zápis s novými osminovými notami a pomlčkami.
(Rátame pr-vá ,dru-há na polmlčku netlieskame)

DÁŽDIK

Vytlieskaj mráčkový rytmus.



The image shows a page from a music workbook. At the top left, the title 'DÁŽDIK' is written. To its right, the instruction 'Vytlieskaj mráčkový rytmus.' is written. Below the title, there are several blue clouds, each containing a musical staff with notes. There are also several blue raindrops scattered around. At the bottom right, a green frog is sitting in a blue puddle. The background has a faint, repeating pattern of the word 'DÁŽDIK'.